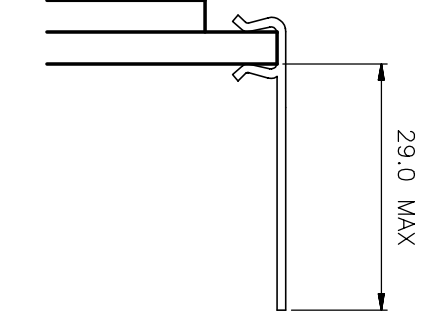
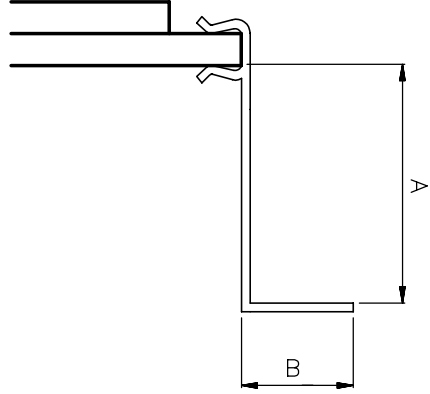
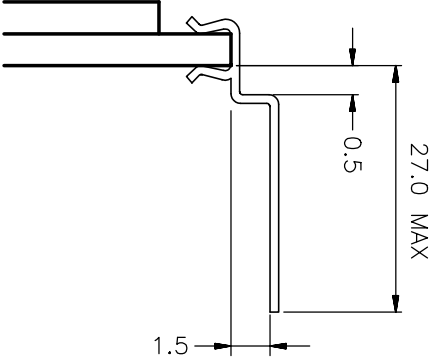
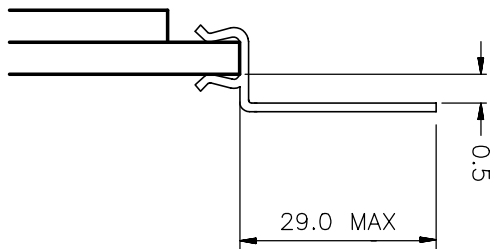


# KEC Standard Pin Connection

## ■ Straight type, L-type, Fillet type, Horizontal type

STRAIGHT	L-TYPE
	 <p data-bbox="970 996 1292 1025"><math>A + B = 29.0 \text{ mm MAX}</math></p>
FILLET	HORIZONTAL
	

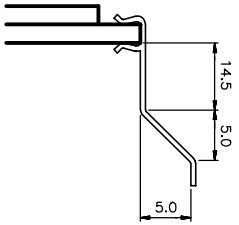
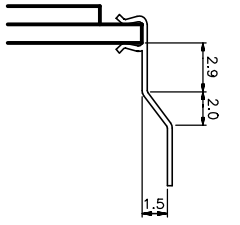
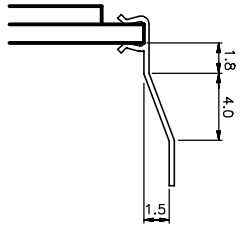
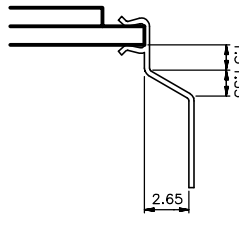
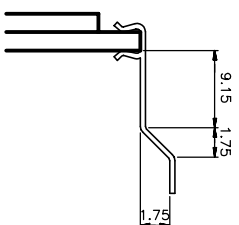
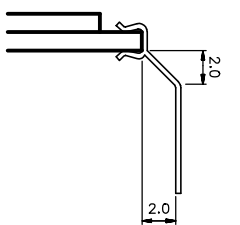
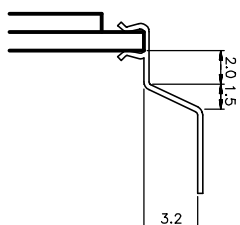
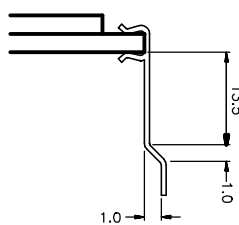
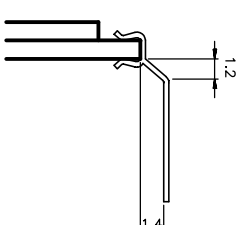
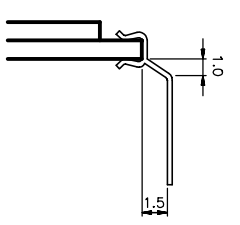
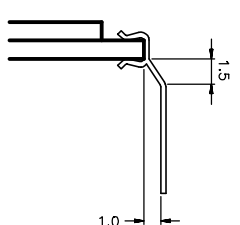
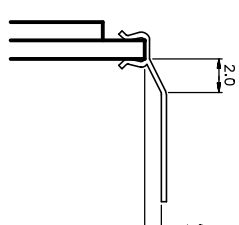
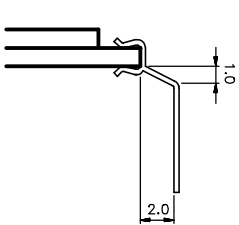
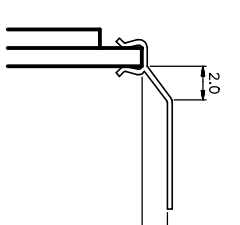
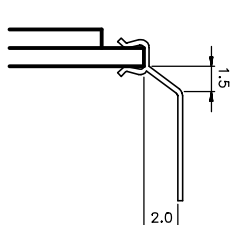
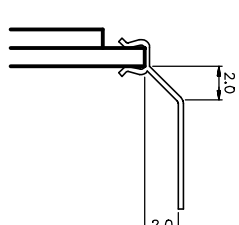
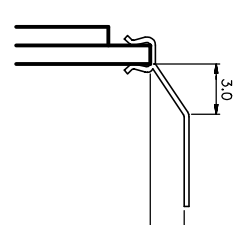
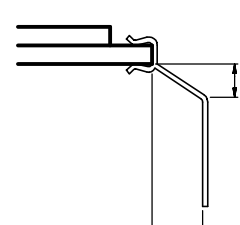
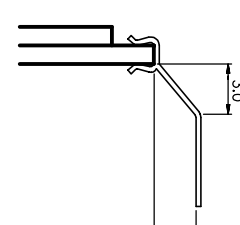
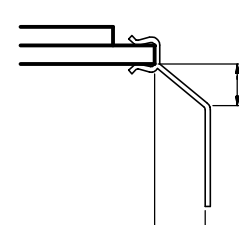
# KEC Standard Pin Connection

## ■ Out Curved Pin Type ( I )

1	2	3	4
5	6	7	8
9	10	11	12
13	14	15	16
17	18	19	20

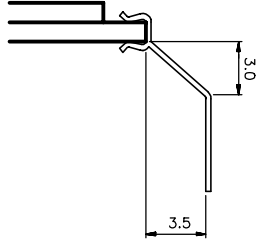
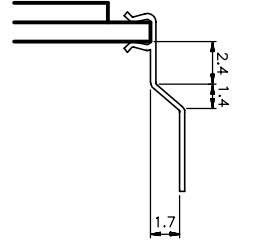
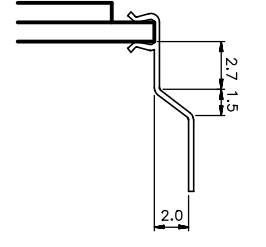
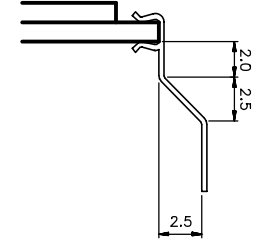
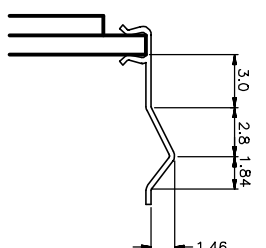
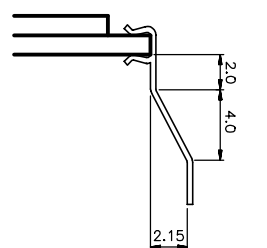
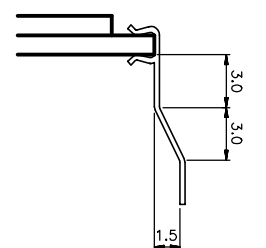
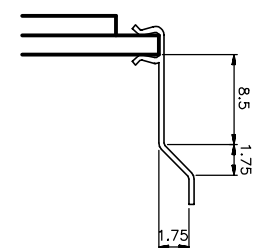
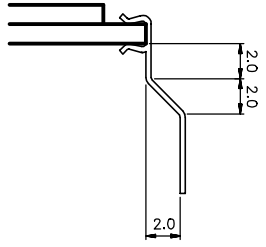
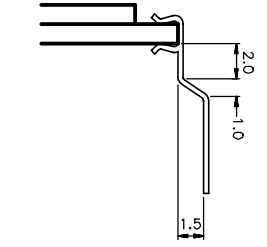
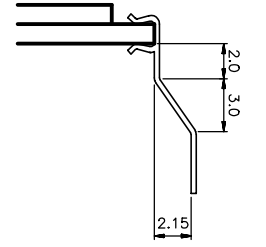
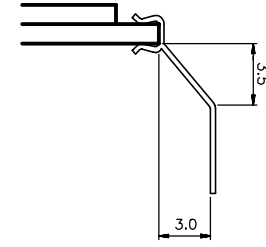
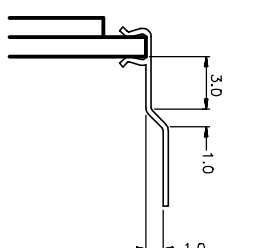
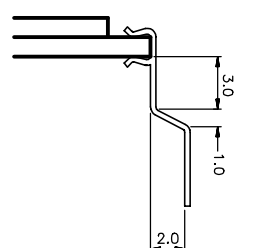
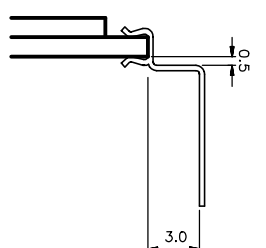
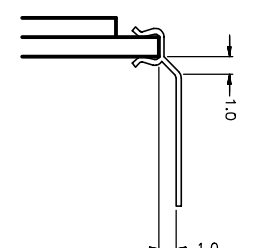
# KEC Standard Pin Connection

## ■ Out Curved Pin Type (II)

21	22	23	24
			
25	26	27	28
			
29	30	31	32
			
33	34	35	36
			
37	38	39	40
			

# KEC Standard Pin Connection

## ■ Out Curved Pin Type (III)

41	42	43	44
			
45	46	47	48
			
49	50	51	52
			
53	54	55	56
			

# KEC Standard Pin Connection

## Inner Curved Pin Type ( I )

1	2	3	4
5	6	7	8
9	10	11	12
13	14	15	16
17	18	19	20

# KEC Standard Pin Connection

## Inner Curved Pin Type (II)

21	22	23	24
25	26	27	28
29	30	31	32
33	34	35	36
37	38	39	40

# KEC Standard Pin Connection

## Inner Curved Pin Type (III)

41	42	43	44
45	46	47	48
49	50	51	52
53	54	55	56
57	58		