

CERAMIC FILTER(kHz) FOR COMMUNICATION (LEAD TYPE)



FEATURES

- High Selectivity, Low Insertion Loss
- Good Reliability On Aging, Mechanical and Thermal Shocks
- Wide Frequency Range

SPECIFICATIONS

- General use

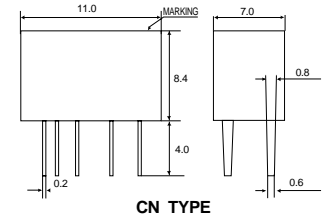
| Part Number | | | 6dB Band Width (kHz)min. | Att. Band Width (kHz)max. | Stop Band Att. (dB)min. | | Insertion Loss (dB)Max. | Input/Output Impedance (Ω) |
|-------------|---------|---------|--------------------------------|---------------------------------|----------------------------|-----|-------------------------------|---|
| CN | CNS | CN4 | | | CN,CNS | CN4 | | |
| CN455B | CNS455B | CN455B4 | ± 15.0 | ± 30 | 35 | 27 | 4 | 1,500 |
| CN455C | CNS455C | CN455C4 | ± 12.5 | ± 24 | 35 | 27 | 4 | 1,500 |
| CN455D | CNS455D | CN455D4 | ± 10.0 | ± 20 | 35 | 27 | 4 | 1,500 |
| CN455E | CNS455E | CN455E4 | ± 7.5 | ± 15 | 35 | 27 | 4 | 1,500 |
| CN455F | CNS455F | CN455F4 | ± 6.0 | ± 12.5 | 35 | 27 | 4 | 2,000 |
| CN455G | CNS455G | CN455G4 | ± 4.5 | ± 10.0 | 35 | 25 | 4 | 2,000 |
| CN455H | CNS455H | CN455H4 | ± 3.0 | ± 9.0 | 35 | 25 | 4 | 2,000 |

* Stop Band Attenuation is specified with $455 \pm 100\text{kHz}$

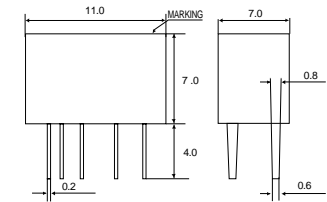
* Attenuation Band Width is Specified with respected to 40dB for CN4, 50dB for CN, CNS

* 450kHz is also available

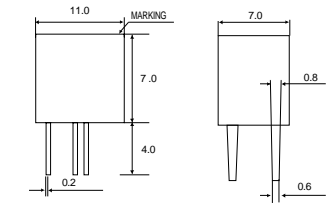
* Shortened lead frame is available(2.5mm for CN, CN4 type)



CN TYPE



CNS TYPE



CN4 TYPE

- Ultra small type

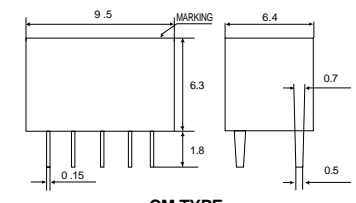
| Part Number | | 6dB Band Width (kHz)min. | Att. Band Width (kHz)max. | Stop Band Att. (dB)min. | | Insertion Loss (dB)Max. | Input/Output Impedance (Ω) |
|-------------|---------|--------------------------------|---------------------------------|----------------------------|-----|-------------------------------|---|
| CM | CM4 | | | CM,CM4 | CM4 | | |
| CM455B | CM455B4 | ± 15.0 | ± 30 | 35 | 27 | 4 | 1,500 |
| CM455C | CM455C4 | ± 12.5 | ± 24 | 35 | 27 | 4 | 1,500 |
| CM455D | CM455D4 | ± 10.0 | ± 20 | 35 | 27 | 4 | 1,500 |
| CM455E | CM455E4 | ± 7.5 | ± 15 | 35 | 27 | 4 | 1,500 |
| CM455F | CM455F4 | ± 6.0 | ± 12.5 | 35 | 27 | 4 | 2,000 |
| CM455G | CM455G4 | ± 4.5 | ± 10.0 | 35 | 25 | 4 | 2,000 |
| CM455H | CM455H4 | ± 3.0 | ± 9.0 | 35 | 25 | 4 | 2,000 |

* Stop Band Attenuation is specified with $455 \pm 100\text{kHz}$

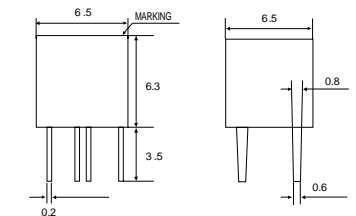
* Attenuation Band Width is Specified with respected to 40 dB for CM4, 50dB for CM

* 450kHz is also available

* Shortened lead frame is available(1.8mm for CM, CM4 type)



CM TYPE



CM4 TYPE